

## OPERATING RESULTS PREVIEW 2Q20

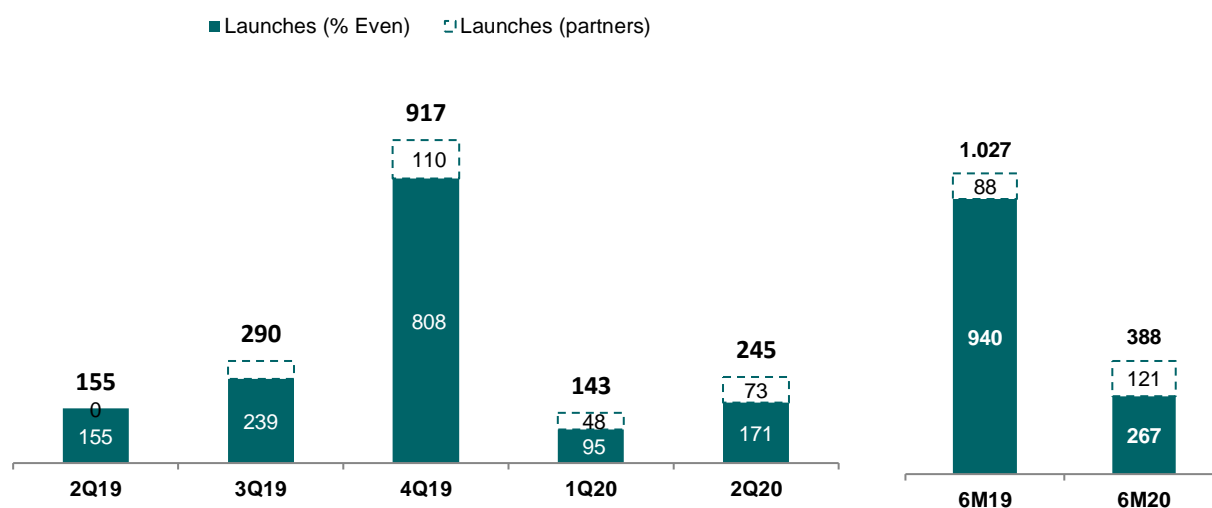
**São Paulo, June 06<sup>th</sup>, 2020** – Even Construtora e Incorporadora S.A. – EVEN (B3: EVEN3), high medium income homebuilder, with operations in São Paulo, Rio Grande do Sul e Rio de Janeiro Sul, announces its operating results preview and unaudited numbers of launches, sales, land bank, deliveries and cancellations of the 2Q20.

### EVEN LAUNCHES 2 PROJECTS ON 2Q20, WITH VSO OF 61% NET SALES OF R\$ 301 MILLION (%EVEN)

#### Launches<sup>1</sup>

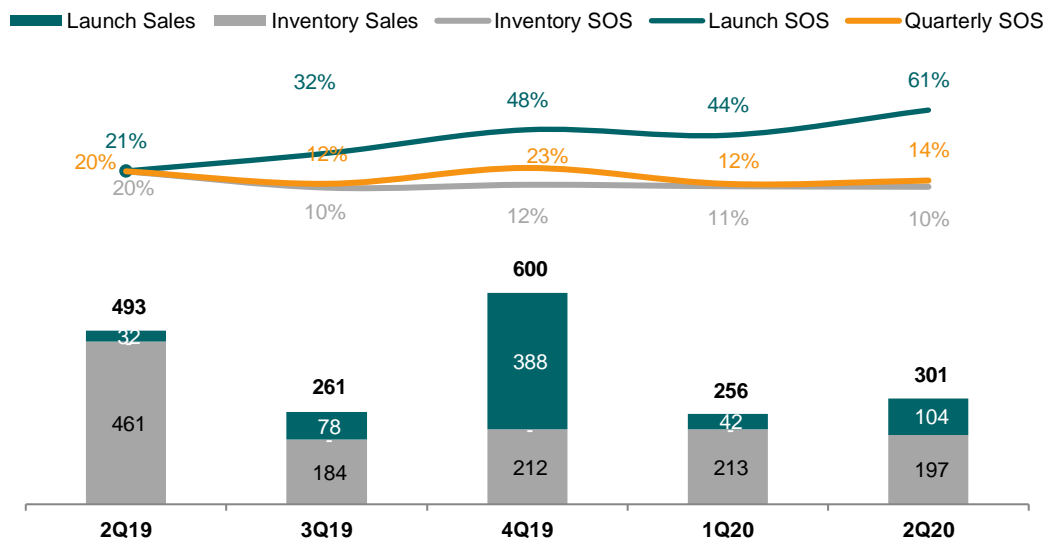
Even launches 2 projects in Rio Grande do Sul with PSV of R\$ 171 million (% Even).

Launches 1Q20	Region	Total PSV (R\$ '000)	Even's PSV (R\$ '000)	Usable area (sqm)	Units	Average unit value (R\$ '000)	Segment
<b>1º quarter</b>		<b>143.011</b>	<b>95.469</b>	<b>106.490</b>	<b>657</b>	<b>218</b>	
Sunset	RS	52.721	21.089	98.718	345	153	Lots
Go Campo Belo	SP	40.573	40.573	3.710	159	255	Middle
Go 24	RS	49.716	33.807	4.062	153	325	Middle
<b>2º quarter</b>		<b>244.583</b>	<b>171.096</b>	<b>24.227</b>	<b>322</b>	<b>2.663</b>	
Carlos Gomes Square - Phase 1	RS	204.751	139.231	13.647	82	2.497	Commercial
Open Canoas Centro - Phase 2	RS	39.832	31.865	10.580	240	166	Economic
<b>Total accrued</b>		<b>387.593</b>	<b>266.565</b>	<b>130.717</b>	<b>979</b>	<b>5.982</b>	



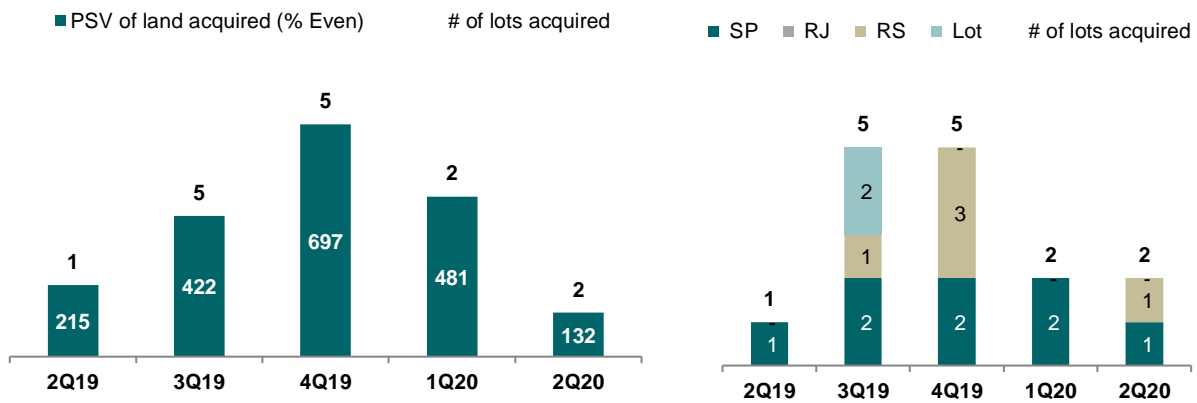
## Sales<sup>1</sup>

On 2Q20, net sales totaled R\$ 301 million (% Even), which R\$ 104 million refers to sales of launches and VSO of 61%. The consolidated VSO was 14%. **Important mention that, even with COVID-19, inventory net sales of 1S20, was higher than in 2S19.**



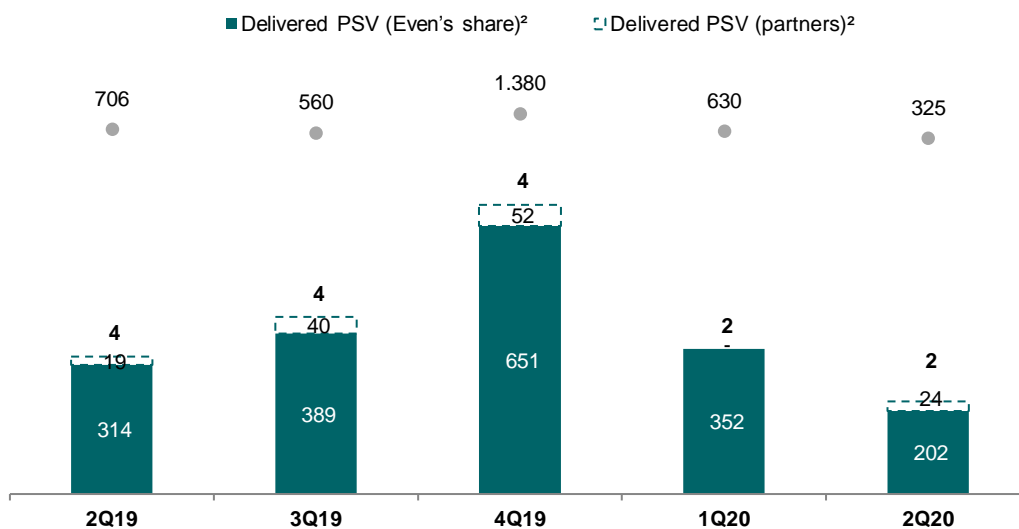
## Land Bank<sup>1</sup>

Two plots of land were acquired in the quarter, 1 in São Paulo and 1 in Rio Grande do Sul, with PSV of R\$ 132 million (% Even). Total land bank reached R\$ 6.8 billion (% Even).



## Deliveries<sup>1</sup>

Two projects were delivered in the quarter, totalizing PSV of R\$ 202 million (% Even) and 325 units.



## Cancellations<sup>1</sup>

On 2Q20 cancellations totaled R\$ 50 million, reduction of 32% over 2Q19. When compared to gross sales cancellation represents 14,3%.

(% Even)	2019					2020	
	1T19	2T19	3T19	4T19	LTM	1T20	2T20
Gross Sales	594	568	349	676	2.186	327	351
Total Cancellations	89	74	88	76	327	71	50
Net Sales	505	493	261	600	1.860	256	301
<b>Cancellations/Deliveries</b>	<b>14,9%</b>	<b>13,1%</b>	<b>25,1%</b>	<b>11,2%</b>	<b>14,9%</b>	<b>21,8%</b>	<b>14,3%</b>

